

MANUAL DE MONTAGEM

Instrucciones de armado / Assembly Instruction

ASM 153
















movelbento
daqui para sua casa

Rua Joana Guindani Tonello | Distrito Industrial
Cep: 95700-000 | Bento Gonçalves | RS | Brasil
Fone: 55 54 3454 7500
www.movelbento.com.br

LISTA DE PEÇAS / Lista de piezas / List of parts

PEÇA / Piezas / Parts	ITEM	CÓDIGO Code	DIMENSÕES / Dimensiones / Dimensions (MM)	QTD. QTY.
TAMPO / Techo	①	74756	335 X 415 X 15	01
LATERAL / Lado / Side	②	49602	670 x 385 x 15	02
BASE / Base / Base	③	74755	335 X 415 X 15	01
FRENTE DE GAVETA / Frente del cajón / Drawer front	④	49604	325 x 155 x 15	01
COSTA / Fondo / Back	⑤	46458	688 x 315 x 15	01
PORTA / Puerta / Door	⑥	49603	500 x 325 x 15	01
LATERAL DE GAVETA / Cajón lateral / Drawer side	⑦	46440	380 x 100 x 15	02
COSTA GAVETA / Cajón costa / Drawer back	⑧	49839	244 x 100 x 15	01
BASE GAVETA / Fondo del cajón / Drawer base	⑨	49605	385 x 269 x 3	01

LISTA DE ACESSÓRIOS/ Lista accesorio / Accessories list

Accessório / Accesorio/ Accessories	DIMENSÕES Dimensiones / Dimensions	CÓDIGO CODE	QTD. QTY.
Ⓐ  Cavilha	8 x 30	—	08
Ⓑ  Cola	12 g	—	01
Ⓒ  Chave Z	—	—	01
Ⓓ  Pé reto	40 x 50	—	04
Ⓔ  Puxador	—	4123	02
Ⓕ  Corrediça	350 mm	158	02
Ⓖ  Caneco	—	—	02
Ⓗ  Calço	—	—	02
Ⓘ  Prego	10 x 10	—	40
Ⓙ  Parafuso	3,5 x 14	—	18
Ⓚ  Parafuso	4,0 x 25	—	02
Ⓛ  Parafuso estrutural	5 x 50	—	08
Ⓜ  Parafuso	3,5 x 35	—	04
Ⓝ  TAMBOR DE MINIFIX	—	—	04
Ⓞ  ASTE DE MINIFIX	—	—	04

