

RT 3020

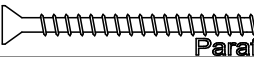






movelbento
daqui para sua casa

Rua: Joana Guindani Tonello, N° 1952
Bento Gonçalves, RS, Brasil
(54) 3454 7500
www.movelbento.com.br

LISTA DE PEÇAS / LISTA DE PIEZAS/ LIST OF PIECES

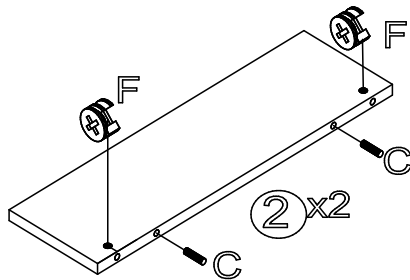
PEÇAS / PIEZAS / PIECES	Dimensões / Dimensiones / Dimensions (MM)	Código/code	QTD.
Base / Base / Base	① 600 X 500 X 15	60426	01
Lat dir/esq / Lat derecha/ Izquierda / right/ left side	② 150 X 500 X 15	60427	02
Tampo / Techo / Ceiling	③ 600 X 500 X 15	60425	01

Usar cola nas cavilhas/ El uso de pegamento en los pernos/ Use glue on the pegs

FERRAGENS / HERRAJENS / HARDWARE	DIMENSÕES / Dimensiones / Dimensions	CÓDIGO / CODE	QTD.
①  Parafuso estrutural	5 x 50	—	04
②  Chave Z	—	—	01
③  Cavilha	8 X 30	—	04
④ GLUE / COLA	12 g	—	01
⑤  Pé retrô PLÁSTICO	—	63151	04
⑥  Tambor de minifix	—	—	04
⑦  Aste de minifix	—	—	04
⑧  Parafuso cab chata	4 X 20	—	16

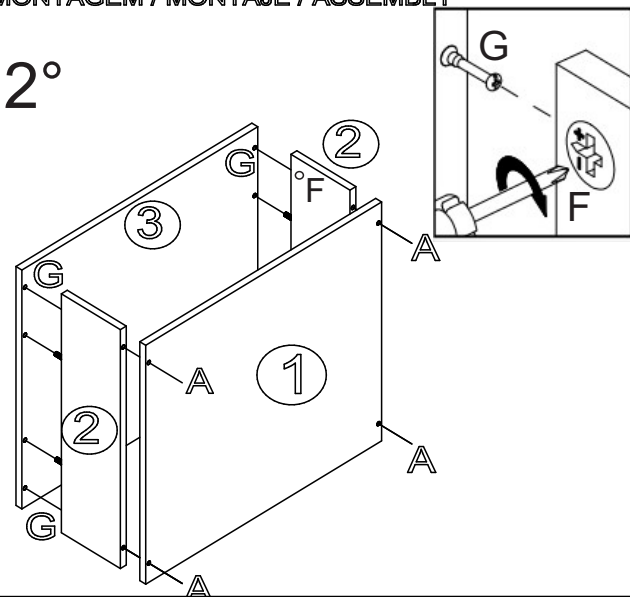
PRÉ-MONTAGEM / PRE ARMADO / PRE-ASSEMBLE

1°



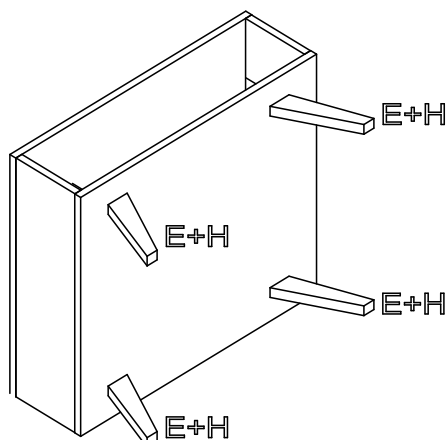
MONTAGEM / MONTAJE / ASSEMBLY

2°



3°

Parafusar os pés (E) com parafuso (H)
Atornille los pies (E) con el tornillo (H)
Screw the feet (E) with screw (H)



ASPECTO FINAL / FINAL ASPECT

