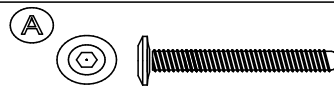
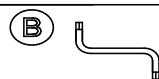

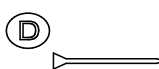
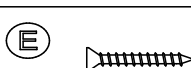

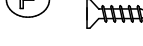



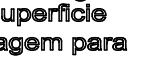




LISTA DE PEÇAS / LISTA DE PIEZAS

PEÇA / PIEZA	ITEM	DIMENSÕES	CÓDIGO	QTD.
BASE	①	700 X 450 X 15	63761	01
TAMPO	②	700 X 450 X 15	60410	01
LATERAL DIR/ESQ	③	605 X 430 X 15	60408	02
FRENTE GAVETA	④	177 X 695 X 15	60411	02
FRENTE GAVETA	⑤	230 X 695 X 15	60412	01
LATERAL GAV DIREITA	⑥	400 X 100 X 15	60190	02
LATERAL GAV ESQUERDA	⑦	400 X 100 X 15	67215	02
COSTA GAVETA	⑧	615 X 100 X 15	46408	02
LATERAL GAVETA DIR/ESQ	⑨	400 X 200 X 15	49610	02
COSTA GAVETA	⑩	615 X 200 X 15	64992	01
COSTA	⑪	694 X 315 X 3	60415	02
BASE GAVETA	⑫	640 X 405 X 3	60416	03

LISTA DE ACESSÓRIOS

ACESSÓRIO	ITEM	QTD	
PARAFUSO ALLEN 5X50	Ⓐ	16	
CHAVE Z ALLEN 3 MM	Ⓑ	01	
CAVILHA 8 X 30 MM	Ⓒ	16	
PREGO 10X10	Ⓓ	50	
PARAFUSO CAB CHATA 4X20	Ⓔ	16	
PARAFUSO CAB CHATA 3,5X14	Ⓕ	40	
TAMPA	Ⓖ	06	
PÉ PLÁSTICO RETRÔ (63151)	Ⓗ	04	
PARAFUSO PANELA 3,5X30	Ⓘ	06	
CORREDIÇA MET, 350 MM (158)	Ⓙ	03	
ASTE DE MINIFIX	Ⓚ	08	
TAMBOR DE MINIFIX	Ⓛ	08	
PUXADOR REDONDO (60436)	Ⓜ	06	

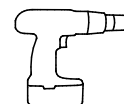
Atenção:

1. Leia atentamente toda Instrução antes de iniciar a montagem.
2. A montagem do produto deverá ser feita em uma superfície limpa e plana. Aconselhamos utilizar a própria embalagem para forrar o chão a fim de não danificar o produto.
3. Reservar área livre para montagem do produto.
4. Evitar batidas e o contato com objetos cortantes.

Atención:

1. Lea todas las instrucciones cuidadosamente antes de comenzar - el ensamble.
2. El producto debe montarse en una superficie limpio y plano. Le recomendamos que use su propio embalaje de la cubierta del piso - para no dañar el producto.
3. Reserve un área libre para el ensamble del producto.
4. Evite golpes y contacto con objetos afilados.

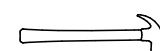
FERRAMENTAS NÃO FORNECIDAS:
HERRAMIENTAS NO PROPORCIONADAS:



Parafusadeira
Destornillador



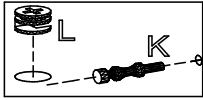
Chave Phillips
Llave inglesa



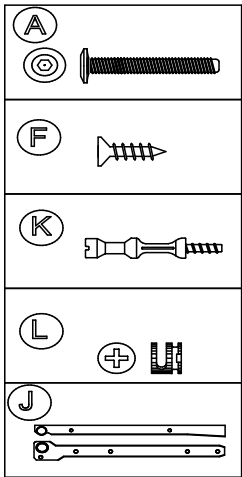
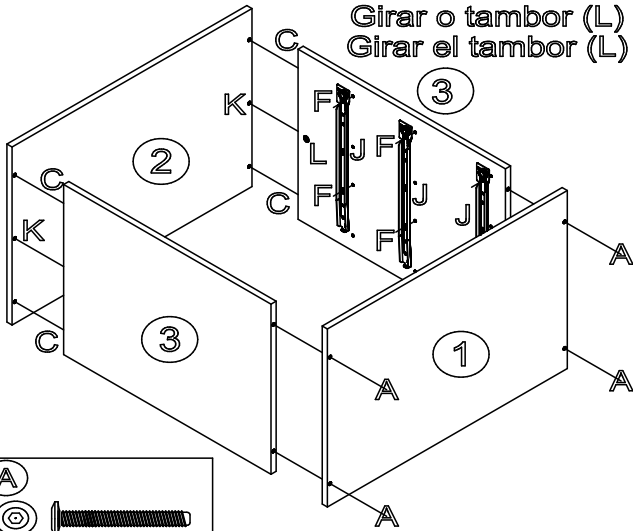
Martelo
Martillo

NECESSÁRIO 1 PESSOA PARA MONTAGEM
1 PERSONA REQUERIDA PARA LA ASAMBLEA

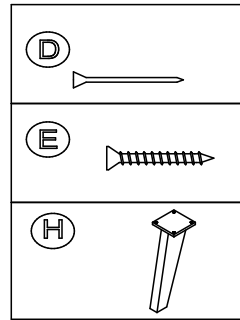
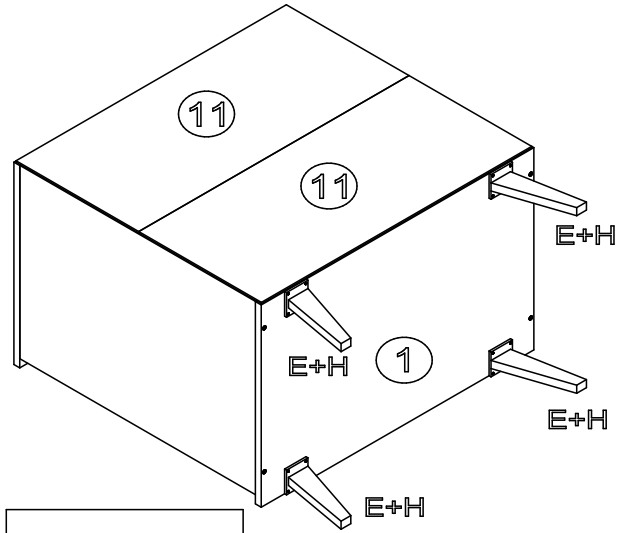
1°



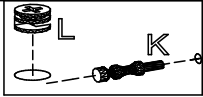
Girar o tambor (L)
Girar el tambor (L)



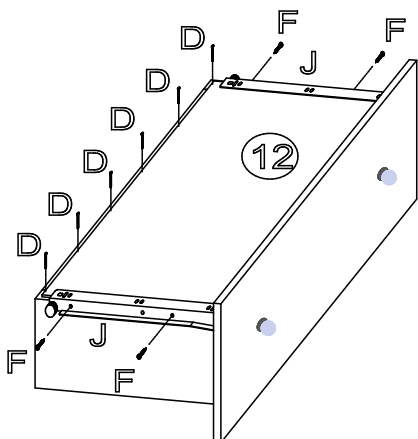
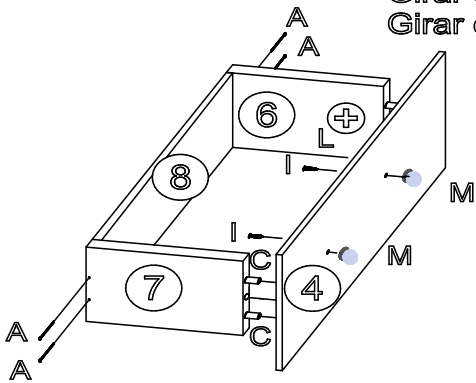
2°




3° Montagem da gaveta
Cajón montaje



Girar o tambor (L)
Girar el tambor (L)



4°



movelbento

daqui para sua casa
RUA JOANA GUINDANI TONELO, 1952
95706-300 / BENTO GONÇALVES - RS
FONE 55 (54) 3454 7500
www.movelbento.com.br