

# AM - 3104

## Instruções de Montagem Instrucciones de Montage

tecnobili

Estrada RSC 453, Km s/n° | Garibaldi | RS  
CEP: 95720-000 | Fone / Fax: 54.3463.8508

### Notas especiais:

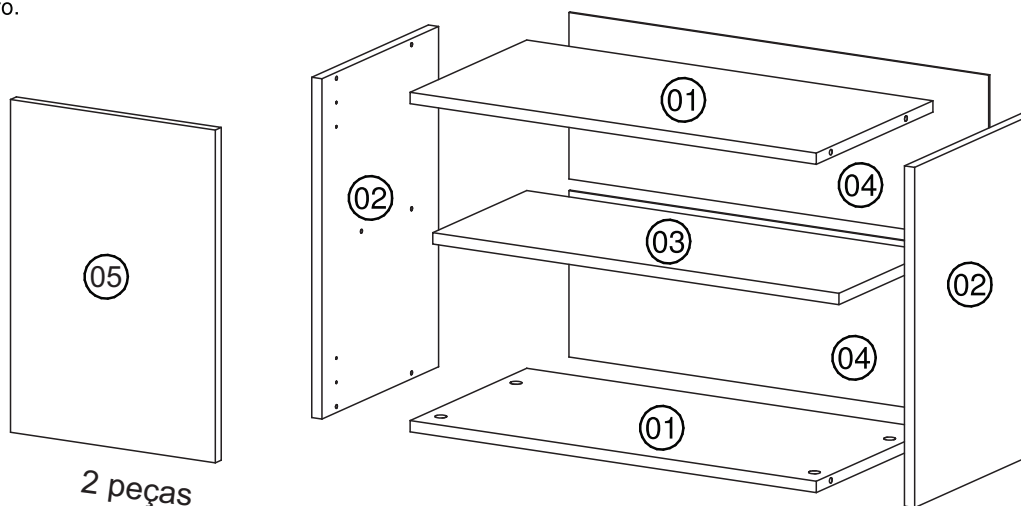
- 01** - Examine completamente todas as peças do móvel antes de iniciar o trabalho.
- 02** - Recomenda-se montar o móvel conforme este Manual de Montagem.
- 03** - É de responsabilidade do montador seguir as instruções do Manual de Montagem, que são fundamentais para garantir a estrutura do móvel.
- 04** - Para limpeza utilizar somente pano úmido e sabão neutro.

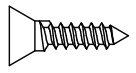
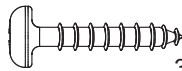
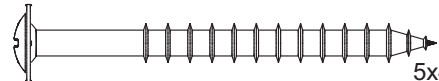



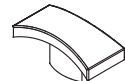
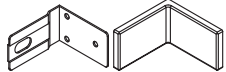
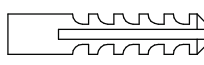
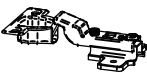
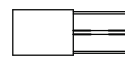

### Notas especiales:

- 01** - Examine completamente todas las piezas del mueble antes de iniciar el trabajo.
- 02** - Se recomienda montar el mueble conforme el Manual de Esamblaje.
- 03** - Es de responsabilidad del montador seguir las instrucciones del Manual de Ensamblaje, que son fundamentales para garantizar la estructura del mueble.
- 04** - Para limpieza solamente usar trapo húmedo y jabón neutro.

### Lista de peças / Lista de piezas

CÓD	DESCRIÇÃO	QTD	M. PRIMA
01	Tampo/Base	2	MDP 15mm
02	Lateral	2	MDP 15mm
03	Prateleira Móvel	1	Chapa Dura 3mm
04	Costa	2	MDP 15mm
05	Porta	2	MDP 15mm



REF	DESCRIÇÃO	QTD
A	 3,5x16mm CC	22
B	 3,5x30mm CP	02
C	 5x45mm CF	02
D	 Prego 10x10	20
E	 Minifix	08
F	 Casta Rasa Minifix	08
G	 Puxador	02
H	 Cantoneira com Capa	02
I	 Bucha 8mm	02
J	 Dobradiça curva caneco Ø26mm e calço N° 7	04
L	 Suporte Prateleira 5x8 c/ estria	04
M	 Perfil I 600mm	01

### Ferramentas | Herramientas

